

Columbia University: Professional Studies

Summer Sessions 2020 Student Evaluations- Session I

Course: POLSUN3722_001_2020_2-SCOPEANDMETHODS-DISC: POLSUN3722_001_2020_2 - SCOPE AND METHODS - DISC

Instructor: Julian Gerez *

Response Rate: 5/10 (50.00 %)

1 - What is your overall assessment of this course?

Response Option	Weight	Frequency	Percent	Percent Responses	Means			
Poor	(1)	0	0.00%		<div>4.60</div>			
Fair	(2)	0	0.00%					
Good	(3)	0	0.00%					
Very Good	(4)	2	40.00%					
Excellent	(5)	3	60.00%					
				02550100	Question			
Response Rate				Mean		STD		Median
5/10 (50.00%)				4.60		0.55		5.00

2 - What are the course's strengths? In what ways might it be improved? In answering this question, you might address the value of readings and assignments, the structure of the course, the contribution of the course to your knowledge of the subject matter and to the development of your analytical and reasoning skills, etc. We encourage you to use specific examples where possible.

Response Rate	5/10 (50%)
<ul style="list-style-type: none"> This class is just so short -- so I feel like I have't completely handled all the skills that I learned. Maybe it will be better if this class can become an X session summer class that last for 3 months? The course set up with the video lectures and Zoom meetings several times a week worked well, especially considering the current circumstances. The instructors provided ample outside resources to help us through the material. I learned so much about intimidating topics (statistics + r) in an incredibly short amount of time. I always felt comfortable following the TA's lead and trusted that any hurdles in understanding would be overcome. This part of the course focused on learning to code in R. This course was great. Julian's prepared documents were immensely helpful in following along with what was happening. Often times, they were more clear than the readings. I really appreciated that Julian would make sure we were prepared to answer the types of questions we might encounter on the homework. What are the course's strengths? In what ways might it be improved? In answering this question, you might address the value of readings and assignments, the structure of the course, the contribution of the course to your knowledge of the subject matter and to the development of your analytical and reasoning skills, etc. We encourage you to use specific examples where possible. At the start of this course, I certainly did not consider myself a 'math' person or someone who was even adequately familiar with any of the scientific methods I knew this course would be covering. And, coupled with the course requirement to learn how to code--within a period of approximately 6 weeks, nonetheless--and COVID-19, I was dreading this course and how difficult I knew it was going to be. However, while the course was rigorous and required a tremendous amount of work, I feel that in the end, I learned more than I thought I would, and I also--personally--got more out of this course than I ever imagined. While I felt the readings, lectures, labs, and assignments worked very well together, I found the most beneficial aspect of the course was the expertise of Julian and Michael Miller. I wouldn't change a thing. 	

3 - Please respond the following course-related statements.

The learning goals and structure were made apparent to me.

Response Option	Weight	Frequency	Percent	Percent Responses	Means			
Strongly Disagree	(1)	0	0.00%		<div>4.60</div>			
Disagree	(2)	0	0.00%					
Uncertain	(3)	1	20.00%					
Agree	(4)	0	0.00%					
Strongly Agree	(5)	4	80.00%					
				02550100	Question			
Response Rate				Mean		STD		Median
5/10 (50.00%)				4.60		0.89		5.00

3 - Please respond the following course-related statements.

The course materials (readings, videos, handouts) helped me achieve the course's learning goals

Response Option	Weight	Frequency	Percent	Percent Responses	Means			
Strongly Disagree	(1)	0	0.00%					
Disagree	(2)	0	0.00%					
Uncertain	(3)	0	0.00%					
Agree	(4)	0	0.00%					
Strongly Agree	(5)	5	100.00%					
02550100					Question			
Response Rate				Mean		STD		Median
5/10 (50.00%)				5.00		0.00		5.00

Columbia University: Professional Studies

Summer Sessions 2020 Student Evaluations- Session I

Course: POLSUN3722_001_2020_2-SCOPEANDMETHODS-DISC: POLSUN3722_001_2020_2 - SCOPE AND METHODS - DISC

Instructor: Julian Gerez *

Response Rate: 5/10 (50.00 %)

3 - Please respond the following course-related statements.

The learning activities (discussions, live sessions, projects, group work) helped me achieve the course's learning goals.

Response Option	Weight	Frequency	Percent	Percent Responses	Means			
Strongly Disagree	(1)	0	0.00%					
Disagree	(2)	0	0.00%					
Uncertain	(3)	0	0.00%					
Agree	(4)	0	0.00%					
Strongly Agree	(5)	5	100.00%					
Response Rate				0 25 50 100	Question			
5/10 (50.00%)				Mean	STD	Median		
				5.00	0.00	5.00		

3 - Please respond the following course-related statements.

Course assignments (exams, quizzes, papers) helped me to achieve the course's learning goals.

Response Option	Weight	Frequency	Percent	Percent Responses	Means			
Strongly Disagree	(1)	0	0.00%					
Disagree	(2)	0	0.00%					
Uncertain	(3)	0	0.00%					
Agree	(4)	0	0.00%					
Strongly Agree	(5)	5	100.00%					
Response Rate				0 25 50 100	Question			
5/10 (50.00%)				Mean	STD	Median		
				5.00	0.00	5.00		

3 - Please respond the following course-related statements.

I would recommend this course to another student.

Response Option	Weight	Frequency	Percent	Percent Responses	Means			
Strongly Disagree	(1)	0	0.00%					
Disagree	(2)	0	0.00%					
Uncertain	(3)	1	20.00%					
Agree	(4)	0	0.00%					
Strongly Agree	(5)	4	80.00%					
Response Rate				0 25 50 100	Question			
5/10 (50.00%)				Mean	STD	Median		
				4.60	0.89	5.00		

4 - What did you learn - in terms of knowledge, skills or perspectives - in this course?

Response Rate 5/10 (50%)

- Basic and useful knowledge -- and practice -- about R.
- How to program in R! As well as a better understanding of statistics and using analytical skills.
- I learned how to do some preliminary coding in R.
- Learned how to code in R, as well as reinforce/further clarify concepts we learned in professor Miller's class.
- Today, I feel confident and knowledgeable in critically analyzing a wide range of scientific experiments, observations, research methods, hypotheses, political polling, and more. While this was a political science research course, it has proved to be widely applicable. It has provided me with knowledge on a range of different methods, such as multivariate regression models interpreting interactions within those models, as well as a solid foundation on how to code in R.

Columbia University: Professional Studies





Summer Sessions 2020 Student Evaluations- Session I

Course: POLSUN3722_001_2020_2-SCOPEANDMETHODS-DISC: POLSUN3722_001_2020_2 - SCOPE AND METHODS - DISC

Instructor: Julian Gerez *

Response Rate: 5/10 (50.00 %)

5 - How many hours a week did you devote to this course? (Note: Please include all time spent on this class outside of class time - readings, assignments, studying, etc.)

Response Option	Weight	Frequency	Percent	Percent Responses	Means			
0-2	(1)	0	0.00%					
2-4	(2)	0	0.00%					
4-6	(3)	0	0.00%					
6-8	(4)	1	20.00%					
8+	(5)	4	80.00%					
				02550100	Question			
Response Rate				Mean		STD		Median
5/10 (50.00%)				4.80		0.45		5.00

6 - What is your overall assessment of the effectiveness of the instructor?

Julian Gerez

Response Option	Weight	Frequency	Percent	Percent Responses	Means			
Poor	(1)	0	0.00%					
Fair	(2)	0	0.00%					
Good	(3)	0	0.00%					
Very good	(4)	1	20.00%					
Excellent	(5)	4	80.00%					
				02550100	Question			
Response Rate				Mean		STD		Median
5/10 (50.00%)				4.80		0.45		5.00

7 - Please evaluate your faculty instructor. What are the instructor's strengths? In what ways might their teaching be improved? In answering this question, you might address the clarity of the lectures or presentations and their relationship to the other elements of the course, the ability of the instructor to generate enthusiasm and facilitate discussion, the quality of feedback, availability, the timeliness of the return of assignments, etc.

Julian Gerez

Response Rate 5/10 (50%)

- All are good -- except that it may be better if the lab could happen after each week's lecture, so that I will have a better understanding of the lab.
- Julian was fantastic! He was clear in his instruction. Anytime we struggled with a particular topic (or if the connection was poor), he would go out of his way to film and upload materials to clarify it. He was generous with his time and willing to schedule additional Zoom office hours to go over issues with the homework assignments.
- Julian works hard to make sure that he is available for his students. He works so students can understand the material and asks questions, so they can work to think through problems on their own. Also, he was also happy and enthusiastic about helping students and the material. He is the reason that I had any interest in this class.
- In the beginning of this course I was nervous about learning how to program via distance learning; however, Julian made me feel relaxed and reassured in my ability to learn. Like professor Miller his classes were very clear and thoughtful. You could tell he spent extensive time preparing before hand. Additionally, Julian was very responsive and would answer questions outside of class almost immediately. Often times in the days leading up to HW submission I would feel nervous and/or unsure about how to solve a problem, but Julian always prepared us with the skills to succeed. Great instructor!
- Julian Gerez is amazing, extremely knowledgeable, and professional. This course is very challenging, and he was able to make it not only enjoyable and profoundly interesting, but his enthusiasm was also inspiring and a great addition. He always made himself available, would meet with all of us outside of office hours if needed, and was always quick to respond to emails if we had last minute questions. I feel truly fortunate to have had him as a TA, and Columbia is lucky to have as a student.

8 - Please respond to the following instructor-related statements.

The instructor's teaching methods helped me achieve the course's learning goals.

Julian Gerez

Response Option	Weight	Frequency	Percent	Percent Responses	Means			
Strongly disagree	(1)	0	0.00%					
Disagree	(2)	0	0.00%					
Uncertain	(3)	0	0.00%					
Agree	(4)	0	0.00%					
Strongly agree	(5)	5	100.00%					
				0 25 50 100	Question			
Response Rate				Mean	STD	Median		
5/10 (50.00%)				5.00	0.00	5.00		

Columbia University: Professional Studies

Summer Sessions 2020 Student Evaluations- Session I

Course: POLSUN3722_001_2020_2-SCOPEANDMETHODS-DISC: POLSUN3722_001_2020_2 - SCOPE AND METHODS - DISC



Instructor: Julian Gerez *

Response Rate: 5/10 (50.00 %)

8 - Please respond to the following instructor-related statements.

The instructor was knowledgeable in the subject area.



Julian Gerez

Response Option	Weight	Frequency	Percent	Percent Responses	Means						
Strongly disagree	(1)	0	0.00%								
Disagree	(2)	0	0.00%								
Uncertain	(3)	0	0.00%								
Agree	(4)	0	0.00%								
Strongly agree	(5)	5	100.00%								
				0	25	50	100	Question			
Response Rate				Mean		STD		Median			
5/10 (50.00%)				5.00		0.00		5.00			

8 - Please respond to the following instructor-related statements.

The instructor encouraged useful participation and collaboration with fellow students through discussion and other activities.



Julian Gerez

Response Option	Weight	Frequency	Percent	Percent Responses	Means								
Strongly disagree	(1)	0	0.00%										
Disagree	(2)	0	0.00%										
Uncertain	(3)	0	0.00%										
Agree	(4)	1	20.00%										
Strongly agree	(5)	4	80.00%										
				0	25	50			100	Question			
Response Rate				Mean		STD			Median				
5/10 (50.00%)				4.80		0.45		5.00					

8 - Please respond to the following instructor-related statements.

I understood how the instructor graded my assignments.

Julian Gerez

Response Option	Weight	Frequency	Percent	Percent Responses	Means			
Strongly disagree	(1)	0	0.00%					
Disagree	(2)	0	0.00%					
Uncertain	(3)	0	0.00%					
Agree	(4)	0	0.00%					
Strongly agree	(5)	5	100.00%					
				02550100	Question			
Response Rate				Mean		STD		Median
5/10 (50.00%)				5.00		0.00		5.00

Columbia University: Professional Studies
Summer Sessions 2020 Student Evaluations- Session I

Course: POLSUN3722_001_2020_2-SCOPEANDMETHODS-DISC: POLSUN3722_001_2020_2 - SCOPE AND METHODS - DISC


Instructor: Julian Gerez *

Response Rate: 5/10 (50.00 %)

8 - Please respond to the following instructor-related statements.

The instructor provided timely and useful feedback on my assignments.


Julian Gerez

Response Option	Weight	Frequency	Percent	Percent Responses	Means			
Strongly disagree	(1)	0	0.00%					
Disagree	(2)	0	0.00%					
Uncertain	(3)	0	0.00%					
Agree	(4)	0	0.00%					
Strongly agree	(5)	5	100.00%	■				
				0 25 50 100	Question			
Response Rate				Mean	STD	Median		
5/10 (50.00%)				5.00	0.00	5.00		

8 - Please respond to the following instructor-related statements.

The instructor was available via email and/or office hours for one-on-one consultation.

Julian Gerez

Response Option	Weight	Frequency	Percent	Percent Responses	Means			
Strongly disagree	(1)	0	0.00%					
Disagree	(2)	0	0.00%					
Uncertain	(3)	0	0.00%					
Agree	(4)	1	20.00%	■				
Strongly agree	(5)	4	80.00%	■				
				0 25 50 100	Question			
Response Rate				Mean	STD	Median		
5/10 (50.00%)				4.80	0.45	5.00		

Columbia University: Professional Studies

Summer Sessions 2021 Evaluations - Session B and X

Course: POLSUN3722_001_2021_2-SCOPEANDMETHODS-DISC: POLSUN3722_001_2021_2 - SCOPE AND METHODS - DISC

Instructor: Julian Gerez *

Response Rate: 1/11 (9.09 %)

1 - What is your overall assessment of this course?



Response Option	Weight	Frequency	Percent	Percent Responses	Means			
Poor	(1)	0	0.00%	<div><div></div></div>	5.00			
Fair	(2)	0	0.00%					
Good	(3)	0	0.00%					
Very Good	(4)	0	0.00%					
Excellent	(5)	1	100.00%	<div><div></div></div>				
				02550100	Question			
Response Rate				Mean		STD		Median
1/11 (9.09%)				5.00		0.00		5.00

2 - What are the course's strengths? In what ways might it be improved? In answering this question, you might address the value of readings and assignments, the structure of the course, the contribution of the course to your knowledge of the subject matter and to the development of your analytical and reasoning skills, etc. We encourage you to use specific examples where possible.

Response Rate	1/11 (9.09%)
<p>• Discussion section was helpful at cementing the concepts and knowledge of the course in a more low-pressure environment. I think the time was well-used in reiterating the coding basics we'd learned in the lecture videos, and it gave us the opportunity to ask questions as they came up. The high levels of participation in the course also helped to boost my personal engagement with the subject matter.</p>	

3 - Please respond the following course-related statements.

The learning goals and structure were made apparent to me.

Response Option	Weight	Frequency	Percent	Percent Responses	Means			
Strongly Disagree	(1)	0	0.00%					
Disagree	(2)	0	0.00%					
Uncertain	(3)	0	0.00%					
Agree	(4)	0	0.00%					
Strongly Agree	(5)	1	100.00%					
				02550100	Question			
Response Rate				Mean		STD		Median
1/11 (9.09%)				5.00		0.00		5.00

3 - Please respond the following course-related statements.

The course materials (readings, videos, handouts) helped me achieve the course's learning goals

Response Option	Weight	Frequency	Percent	Percent Responses	Means						
Strongly Disagree	(1)	0	0.00%	<div><div></div></div>	5.00						
Disagree	(2)	0	0.00%								
Uncertain	(3)	0	0.00%								
Agree	(4)	0	0.00%								
Strongly Agree	(5)	1	100.00%								
				0	25	50	100	Question			
Response Rate				Mean		STD		Median			
1/11 (9.09%)				5.00		0.00		5.00			

Columbia University: Professional Studies

Summer Sessions 2021 Evaluations - Session B and X

Course: POLSUN3722_001_2021_2-SCOPEANDMETHODS-DISC: POLSUN3722_001_2021_2 - SCOPE AND METHODS - DISC

Instructor: Julian Gerez *

Response Rate: 1/11 (9.09 %)

3 - Please respond the following course-related statements.

The learning activities (discussions, live sessions, projects, group work) helped me achieve the course's learning goals.

Response Option	Weight	Frequency	Percent	Percent Responses	Means			
Strongly Disagree	(1)	0	0.00%					
Disagree	(2)	0	0.00%					
Uncertain	(3)	0	0.00%					
Agree	(4)	0	0.00%					
Strongly Agree	(5)	1	100.00%					
				0 25 50 100	Question			
Response Rate				Mean		STD		Median
1/11 (9.09%)				5.00		0.00		5.00

3 - Please respond the following course-related statements.

Course assignments (exams, quizzes, papers) helped me to achieve the course's learning goals.

Response Option	Weight	Frequency	Percent	Percent Responses	Means			
Strongly Disagree	(1)	0	0.00%					
Disagree	(2)	0	0.00%					
Uncertain	(3)	0	0.00%					
Agree	(4)	0	0.00%					
Strongly Agree	(5)	1	100.00%					
				0 25 50 100	Question			
Response Rate				Mean		STD		Median
1/11 (9.09%)				5.00		0.00		5.00

3 - Please respond the following course-related statements.

I would recommend this course to another student.

Response Option	Weight	Frequency	Percent	Percent Responses	Means			
Strongly Disagree	(1)	0	0.00%					
Disagree	(2)	0	0.00%					
Uncertain	(3)	0	0.00%					
Agree	(4)	0	0.00%					
Strongly Agree	(5)	1	100.00%					
				0 25 50 100	Question			
Response Rate				Mean		STD		Median
1/11 (9.09%)				5.00		0.00		5.00

4 - What did you learn - in terms of knowledge, skills or perspectives - in this course?

Response Rate 1/11 (9.09%)

- I learned the basics of coding in R, alongside how to both read and produce more data-heavy content in a political science context. I feel much more comfortable approaching political science papers written with a quantitative emphasis than I did before taking the class, and I'm also excited to explore some of these newfound skills, especially text-to-data.

Columbia University: Professional Studies


Summer Sessions 2021 Evaluations - Session B and X

Course: POLSUN3722_001_2021_2-SCOPEANDMETHODS-DISC: POLSUN3722_001_2021_2 - SCOPE AND METHODS - DISC

Instructor: Julian Gerez *


Response Rate: 1/11 (9.09 %)

5 - How many hours a week did you devote to this course? (Note: Please include all time spent on this class outside of class time - readings, assignments, studying, etc.)

Response Option	Weight	Frequency	Percent	Percent Responses	Means			
0-2	(1)	0	0.00%			3.00		
2-4	(2)	0	0.00%					
4-6	(3)	1	100.00%					
6-8	(4)	0	0.00%					
8+	(5)	0	0.00%					
				0 25 50 100	Question			
Response Rate				Mean	STD	Median		
1/11 (9.09%)				3.00	0.00	3.00		

6 - What is your overall assessment of the effectiveness of the instructor?

Julian Gerez

Response Option	Weight	Frequency	Percent	Percent Responses	Means			
Poor	(1)	0	0.00%			5.00		
Fair	(2)	0	0.00%					
Good	(3)	0	0.00%					
Very good	(4)	0	0.00%					
Excellent	(5)	1	100.00%					
				0 25 50 100	Question			
Response Rate				Mean	STD	Median		
1/11 (9.09%)				5.00	0.00	5.00		

7 - Please evaluate your faculty instructor. What are the instructor's strengths? In what ways might their teaching be improved? In answering this question, you might address the clarity of the lectures or presentations and their relationship to the other elements of the course, the ability of the instructor to generate enthusiasm and facilitate discussion, the quality of feedback, availability, the timeliness of the return of assignments, etc.

Julian Gerez


Response Rate 1/11 (9.09%)

• Julian was a fantastic TA, probably the best I've had at Columbia so far. He was always clear with his expectations and course plans, and diligent about making sure that the right materials were uploaded to CourseWorks for our use. He was extremely quick at replying to emails and went above and beyond with the help he offered students, whether in section or office hours. He took care to explain the content in a way that would be easy for us to understand, and made sure to stop for questions and answer them in full. Discussion section felt like a comfortable and supportive environment, which Julian supplemented with efforts to have everyone included, positive energy, and jokes. I genuinely can't think of any ways he could improve his TA-ing.

8 - Please respond to the following instructor-related statements.

The instructor's teaching methods helped me achieve the course's learning goals.

Julian Gerez

Response Option	Weight	Frequency	Percent	Percent Responses	Means			
Strongly disagree	(1)	0	0.00%			5.00		
Disagree	(2)	0	0.00%					
Uncertain	(3)	0	0.00%					
Agree	(4)	0	0.00%					
Strongly agree	(5)	1	100.00%					
				0 25 50 100	Question			
Response Rate				Mean	STD	Median		
1/11 (9.09%)				5.00	0.00	5.00		

Columbia University: Professional Studies
Summer Sessions 2021 Evaluations - Session B and X

Course: POLSUN3722_001_2021_2-SCOPEANDMETHODS-DISC: POLSUN3722_001_2021_2 - SCOPE AND METHODS - DISC



Instructor: Julian Gerez *

Response Rate: 1/11 (9.09 %)

8 - Please respond to the following instructor-related statements.

The instructor was knowledgeable in the subject area.



Julian Gerez

Response Option	Weight	Frequency	Percent	Percent Responses	Means			
Strongly disagree	(1)	0	0.00%					
Disagree	(2)	0	0.00%					
Uncertain	(3)	0	0.00%					
Agree	(4)	0	0.00%					
Strongly agree	(5)	1	100.00%					
Response Rate				Mean	STD	Median		
1/11 (9.09%)				5.00	0.00	5.00		

8 - Please respond to the following instructor-related statements.

The instructor encouraged useful participation and collaboration with fellow students through discussion and other activities.



Julian Gerez

Response Option	Weight	Frequency	Percent	Percent Responses	Means			
Strongly disagree	(1)	0	0.00%					
Disagree	(2)	0	0.00%					
Uncertain	(3)	0	0.00%					
Agree	(4)	0	0.00%					
Strongly agree	(5)	1	100.00%					
Response Rate				Mean	STD	Median		
1/11 (9.09%)				5.00	0.00	5.00		

8 - Please respond to the following instructor-related statements.

I understood how the instructor graded my assignments.

Julian Gerez

Response Option	Weight	Frequency	Percent	Percent Responses	Means			
Strongly disagree	(1)	0	0.00%					
Disagree	(2)	0	0.00%					
Uncertain	(3)	0	0.00%					
Agree	(4)	0	0.00%					
Strongly agree	(5)	1	100.00%					
Response Rate				Mean	STD	Median		
1/11 (9.09%)				5.00	0.00	5.00		

Columbia University: Professional Studies
Summer Sessions 2021 Evaluations - Session B and X

Course: POLSUN3722_001_2021_2-SCOPEANDMETHODS-DISC: POLSUN3722_001_2021_2 - SCOPE AND METHODS - DISC



Instructor: Julian Gerez *

Response Rate: 1/11 (9.09 %)

8 - Please respond to the following instructor-related statements.

The instructor provided timely and useful feedback on my assignments.



Julian Gerez

Response Option	Weight	Frequency	Percent	Percent Responses	Means			
Strongly disagree	(1)	0	0.00%			5.00		
Disagree	(2)	0	0.00%					
Uncertain	(3)	0	0.00%					
Agree	(4)	0	0.00%					
Strongly agree	(5)	1	100.00%					
				0 25 50 100	Question			
Response Rate				Mean		STD		Median
1/11 (9.09%)				5.00		0.00		5.00

8 - Please respond to the following instructor-related statements.

The instructor was available via email and/or office hours for one-on-one consultation.

Julian Gerez

Response Option	Weight	Frequency	Percent	Percent Responses	Means			
Strongly disagree	(1)	0	0.00%			5.00		
Disagree	(2)	0	0.00%					
Uncertain	(3)	0	0.00%					
Agree	(4)	0	0.00%					
Strongly agree	(5)	1	100.00%					
				0 25 50 100	Question			
Response Rate				Mean		STD		Median
1/11 (9.09%)				5.00		0.00		5.00

9 - What is your overall assessment of the effectiveness of the teaching assistant?

Response Option	Weight	Frequency	Percent	Percent Responses	Means			
Poor	(1)	0	0.00%			0.00		
Fair	(2)	0	0.00%					
Good	(3)	0	0.00%					
Very good	(4)	0	0.00%					
Excellent	(5)	0	0.00%					
				0 25 50 100	Question			
Response Rate				Mean		STD		Median
0/11 (0.00%)				0.00		0.00		0.00

10 - Please evaluate your teaching assistant. What are the TA's strengths? In what ways might their teaching be improved? In answering this question, you might address the clarity of the lectures or presentations and their relationship to the other elements of the course, the ability of the TA to generate enthusiasm and facilitate discussion, the quality of feedback, availability, the timeliness of the return of assignments, etc.

Response Rate	0/11 (0%)
---------------	-----------

Columbia University: Professional Studies
Summer Sessions 2021 Evaluations - Session B and X

Course: POLSUN3722_001_2021_2-SCOPEANDMETHODS-DISC: POLSUN3722_001_2021_2 - SCOPE AND METHODS - DISC

Instructor: Julian Gerez *

Response Rate: 1/11 (9.09 %)

11 - Please respond to the following teaching assistant-related statements.

The TA's teaching methods helped me achieve the course's learning goals.

Response Option	Weight	Frequency	Percent	Percent Responses	Means			
Strongly disagree	(1)	0	0.00%					
Disagree	(2)	0	0.00%					
Uncertain	(3)	0	0.00%					
Agree	(4)	0	0.00%					
Strongly agree	(5)	0	0.00%					
N/A	(0)	0	0.00%					
				0 25 50 100	Question			
Response Rate				Mean	STD	Median		
0/11 (0.00%)				0.00	0.00	0.00		

11 - Please respond to the following teaching assistant-related statements.

The TA was knowledgeable in the subject area.

Response Option	Weight	Frequency	Percent	Percent Responses	Means			
Strongly disagree	(1)	0	0.00%					
Disagree	(2)	0	0.00%					
Uncertain	(3)	0	0.00%					
Agree	(4)	0	0.00%					
Strongly agree	(5)	0	0.00%					
N/A	(0)	0	0.00%					
				0 25 50 100	Question			
Response Rate				Mean	STD	Median		
0/11 (0.00%)				0.00	0.00	0.00		

11 - Please respond to the following teaching assistant-related statements.

The TA encouraged useful participation and collaboration with fellow students through discussion and other activities.

Response Option	Weight	Frequency	Percent	Percent Responses	Means			
Strongly disagree	(1)	0	0.00%					
Disagree	(2)	0	0.00%					
Uncertain	(3)	0	0.00%					
Agree	(4)	0	0.00%					
Strongly agree	(5)	0	0.00%					
N/A	(0)	0	0.00%					
				0 25 50 100	Question			
Response Rate				Mean	STD	Median		
0/11 (0.00%)				0.00	0.00	0.00		

11 - Please respond to the following teaching assistant-related statements.

I understood how the TA graded my assignments.

Response Option	Weight	Frequency	Percent	Percent Responses	Means			
Strongly disagree	(1)	0	0.00%					
Disagree	(2)	0	0.00%					
Uncertain	(3)	0	0.00%					
Agree	(4)	0	0.00%					
Strongly agree	(5)	0	0.00%					
N/A	(0)	0	0.00%					
				0 25 50 100	Question			
Response Rate				Mean	STD	Median		
0/11 (0.00%)				0.00	0.00	0.00		

Columbia University: Professional Studies
Summer Sessions 2021 Evaluations - Session B and X

Course: POLSUN3722_001_2021_2-SCOPEANDMETHODS-DISC: POLSUN3722_001_2021_2 - SCOPE AND METHODS - DISC

Instructor: Julian Gerez *

Response Rate: 1/11 (9.09 %)

11 - Please respond to the following teaching assistant-related statements.

The TA provided timely and useful feedback on my assignments.

Response Option	Weight	Frequency	Percent	Percent Responses	Means			
Strongly disagree	(1)	0	0.00%		0.00			
Disagree	(2)	0	0.00%					
Uncertain	(3)	0	0.00%					
Agree	(4)	0	0.00%					
Strongly agree	(5)	0	0.00%					
N/A	(0)	0	0.00%					
				0 25 50 100	Question			
Response Rate				Mean		STD		Median
0/11 (0.00%)				0.00		0.00		0.00

11 - Please respond to the following teaching assistant-related statements.

The TA was available via email and/or office hours for one-on-one consultation.

Response Option	Weight	Frequency	Percent	Percent Responses	Means			
Strongly disagree	(1)	0	0.00%		0.00			
Disagree	(2)	0	0.00%					
Uncertain	(3)	0	0.00%					
Agree	(4)	0	0.00%					
Strongly agree	(5)	0	0.00%					
N/A	(0)	0	0.00%					
				0 25 50 100	Question			
Response Rate				Mean		STD		Median
0/11 (0.00%)				0.00		0.00		0.00